

✓ Read the story three times.

Pat the Cat

Pat is a little, yellow cat.

He likes to run fast.

He likes to play with toys.


Pat also likes to nap a lot!

He has a bed. It is red and soft.

Pat likes to eat, too. On some days, he

gets treats.

Pat is a happy cat!



✓ Check your understanding of the story.

1. Color Pat yellow.

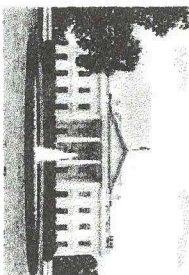
2. Circle the words that tell about Pat's bed.

3. Underline all of the things that Pat likes to do.

4. Write two words that rhyme with cat.

The White House

The president lives in the White House. He gives speeches in the White House. The White House is big with lots of rooms.



1. Who lives in the White House?

- a. doctor
- b. teacher
- c. president

2. The White House is big with lots of _____

- a. toys
- b. rooms
- c. cars

Draw a picture to match the words.



Name: _____


Reading Comprehension

Directions: Read the text 3 times for fluency and color the stars.

I see a seal.

The seal is at the beach.

The seal is big and brown.



1. What do you see?

2. The seal is _____ and _____

3. The seal is at _____

- a. the zoo
- b. the beach
- c. the park

©Shariqul Bilal izzeend 2016

4

2

Name: _____ Date: _____


Directions: Read the story 3 times. Color a crayon each time you read. Then, answer the questions and illustrate the story.

Fred the Fish

Fred is a fish. The fish is red. The fish has two fins. The fish can swim.



Draw a picture to match the story.



1. Fred is a _____

- ① swim
- ② fish
- ③ fin

2. The fish has _____ fins.

- ① one
- ② Fred
- ③ two

3. The fish can _____

- ① swim
- ② red
- ③ run

©Bridgette M. M...

5

Name: _____

Date: _____

UNIT

2

WEEK 1



Read and Draw Words

Read the words and draw a picture of each one.

sun

hot

pet

sit

mat

mud

Name: _____

Date: _____

UNIT

1


WEEK 9



Match Beginning Sounds

Cut out the pictures and place them under the letter that matches the beginning sound of the object.

l	h	k



Name: _____


Reading Comprehension

Directions: Read the text 3 times for fluency and color the stars.

I see a seal.

The seal is at the beach.

The seal is big and brown.



1. What do you see?

2. The seal is _____ and _____

3. The seal is at _____.

- a. the zoo
- b. the beach
- c. the park

©Teaching with a Mountain View 2016

4

2

Name: _____ Date: _____


Directions: Read the story 3 times. Color a crayon each time you read. Then, answer the questions and illustrate the story.

Fred the Fish

Fred is a fish. The fish is red. The fish has two fins. The fish can swim.



Draw a picture to match the story.



1. Fred is a _____
① swim
② fish
③ fin

2. The fish has _____ fins.
① one
② Fred
③ two

3. The fish can _____
① swim
② red
③ run

©Teaching with a Mountain View

5

✓ Read the story three times.

Pat the Cat

Pat is a little, yellow cat.

He likes to run fast.

He likes to play with toys.


Pat also likes to nap a lot!

He has a bed. It is red and soft.

Pat likes to eat, too. On some days, he

gets treats.

Pat is a happy cat!



✓ Check your understanding of the story.

1. Color Pat yellow.


2. **Circle** the words that tell about Pat's bed.

3. Underline all of the things that Pat likes to do.

4. Write two words that rhyme with cat.

The White House

The president lives in the White House. He gives speeches in the White House. The White House is big with lots of rooms.



1. Who lives in the White House?

- a. doctor
- b. teacher
- c. president

2. The White House is big with lots of _____

- a. toys
- b. rooms
- c. cars

Draw a picture to match the words.



Name: _____


Date: _____



Match Beginning Sounds

Cut out the pictures and place them under the letter that matches the beginning sound of the object.

P	j



Name: _____

Date: _____



Recognizing Sounds


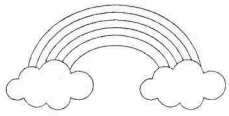

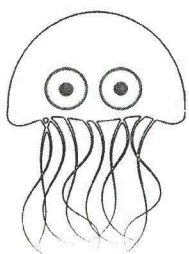





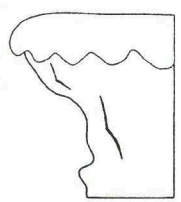
Recognizing Beginning Sounds

Read words to the student one at a time. Have the student repeat the word then circle the corresponding beginning sound. Students can color the pictures.

Words

Row 1: **Ed**, rainbow, piano, jellyfish, jacket

Row 2: **pumpkin**, rat, tiger, star, edge

p	j	e	r	s	j	e	p	m	r	e	p	j	r	g	s	p	j	e	r	r	p	j	e	o
																								
e	r	m	p	j	p	f	j	e	r	j	e	p	t	r	p	s	r	j	e	e	p	j	b	f
																								

Name: _____ Date: _____

Use the word bank to complete the sentences.

Check off each word as you use it.



Word Bank

- a
- and
- away
- big
- blue
- can
- come
- down
- find
- for

1. _____ you come over?

2. You made a _____ mess.

3. He went _____ the slide.

4. We got this _____ you.

5. Put your things _____.

6. The sky is _____.

7. I ate cake _____ ice cream.

8. I can _____ after dinner.

9. It was _____ good day.

10. Did you _____ it?

Name: _____ Date: _____

Use the word bank to complete the sentences.

Check off each word as you use it.



Word Bank

- the
- to
- and
- a
- I
- you
- if
- in
- said
- for

1. _____ like to play.

2. Put it _____ the box.

3. Can you go _____ the park?

4. We got this _____ you.

5. She _____ I can have it.

6. I went to _____ house.

7. I ate cake _____ ice cream.

8. Do you want some of _____?


9. It was _____ good day.

10. Are _____ coming?

Name: _____ Date: _____

Use the word bank to complete the sentences.

Check off each word as you use it.



Word Bank

- the
- of
- and
- a
- to
- in
- is
- you
- that
- it

1. I ate cake _____ ice cream.
2. Are _____ here?
3. I want some _____ that.
4. He went _____ the store.
5. _____ is time to go.
6. Who _____ that?
7. _____ dog got a ball.
8. _____ was fun!
9. It was _____ good day.
10. Put it _____ the box.

Name: _____ Date: _____



Tap, Blend, and Write

Tap out sounds, blend into a word and write the word on the line.


b	a	t	=	_____
r	u	t	=	_____
h	o	t	=	_____
p	a	t	=	_____
d	e	n	=	_____
f	i	b	=	_____
s	a	p	=	_____
b	u	g	=	_____

FUNDATIONS-LEVEL K HOB - TAP, BLEND, AND WRITE ©2020 WILSON LANGUAGE TRAINING CORPORATION. ALL RIGHTS RESERVED. PERMISSION TO PHOTOCOPY GRANTED.

Name: _____ Date: _____

Use the word bank to complete the sentences.

Check off each word as you use it.



Word Bank

- the
- of
- and
- a
- to
- in
- is
- you
- that
- if

1. I ate cake _____ ice cream.
2. Are _____ here?
3. I want some _____ that.
4. He went _____ the store.
5. _____ is time to go.
6. Who _____ that?
7. _____ dog got a ball.
8. _____ was fun!
9. It was _____ good day.
10. Put it _____ the box.

Name: _____ Date: _____



Tap, Blend, and Write

Tap out sounds, blend into a word and write the word on the line.

b	a	t	=	_____
r	u	t	=	_____
h	o	t	=	_____
p	a	t	=	_____
d	e	n	=	_____
f	i	b	=	_____
s	a	p	=	_____
b	u	g	=	_____

FUNDATIONS™ LEVEL K-HIB - TAP, BLEND, AND WRITE

©2018 WILSON LINGUISTIC TRAINING CORPORATION. ALL RIGHTS RESERVED. PERMISSION TO PHOTOCOPY GRANTED.

Name: _____ Date: _____

Use the word bank to complete the sentences.



Word Bank

- a
- and
- away
- big
- blue
- can
- come
- down
- find
- for

Check off each word as you use it.

1. _____ you come over?
2. You made a _____ mess.
3. He went _____ the slide.
4. We got this _____ you.
5. Put your things _____.
6. The sky is _____.
7. I ate cake _____ ice cream.
8. I can _____ after dinner.
9. It was _____ good day.
10. Did you _____ it?

Name: _____ Date: _____

Use the word bank to complete the sentences.



Word Bank

- the
- to
- and
- a
- I
- you
- it
- in
- said
- for

Check off each word as you use it.

1. _____ like to play.
2. Put it _____ the box.
3. Can you go _____ the park?
4. We got this _____ you.
5. She _____ I can have it.
6. I went to _____ house.
7. I ate cake _____ ice cream.
8. Do you want some of _____?
9. It was _____ good day.
10. Are _____ coming?

Name: _____ Date: _____

Subtraction
change
unknown –
sums to 10

Baby Jim held 7 balloons in his hand. Some of them flew away. Now he only has 2 balloons. How many balloons flew away?

Draw a picture to show your thinking.

Show your work using ten frames.

Show your thinking on the number line.




Write a number sentence.

___ O ___ O ___

What is your final answer?

Name _____ Date _____

Addition



Andy likes to catch frogs. He caught six little frogs and three big frogs. How many frogs did he catch in all?

Ten Frame

Equation

$$\underline{\quad} + \underline{\quad} = \underline{\quad}$$

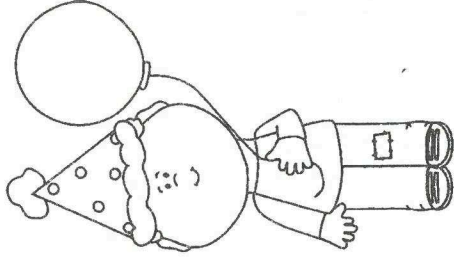
Sum

© Sherry Clements 2014 <http://dr.clementskindergarten.blogspot.com/>

Graphics by: www.mycutegraphics.com

Name _____ Date _____

Subtraction



Kevin had a birthday party. He had ten balloons. He gave away seven. How many balloons does he have left?

Ten Frame


Equation

$$\underline{\quad} - \underline{\quad} = \underline{\quad}$$

Difference

© Sherry Clements 2014 <http://dr.clementskindergarten.blogspot.com/>

Graphics by: www.mycutegraphics.com



Name: _____

Addition

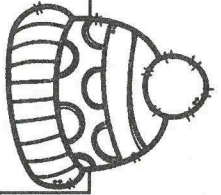
Word Problem

Read it.

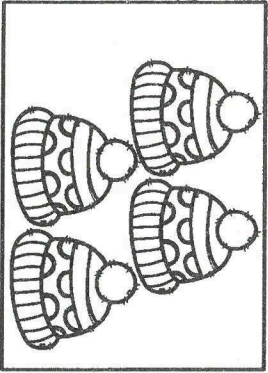
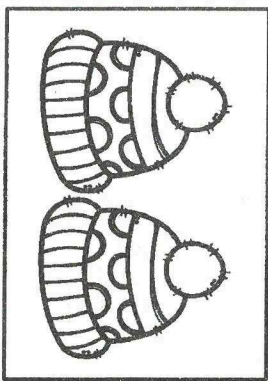
I have 3 hats.

My mom has 1 hat

How many hats in all?



Color the correct answer.




Write the equation.

+ =

Write the answer.

_____ hats.

Ten Frames.



Number word.

Smart Lady 2018.

Name: _____


Date: _____

Addition result
unknown -
sums to 10

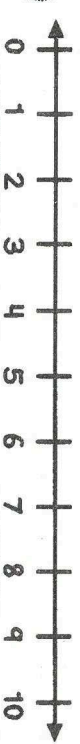
Ann ate 5 apples. Then she ate 3 more.
How many apples did she eat in all?

Draw a picture to show your thinking.

Show your work using ten frames.



Show your thinking on the number line.



Write a number sentence.

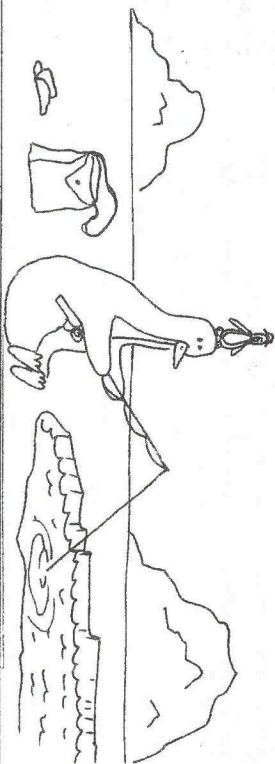
___ 0 ___ 0 ___

What is your final answer?

Name _____

KOAS

Waiting for a Bite



5-1 =	2-1 =	4-1 =	1-1 =
2-2 =	1-1 =	3-2 =	5-2 =
3-0 =	2-0 =	2-2 =	3-2 =
4-1 =	5-3 =	5-1 =	4-1 =
1-0 =	5-2 =	2-1 =	3-2 =


My Score: _____

19

Name _____

KOAS

Let's go Fishing!





2-0 =	5-1 =	4-0 =	4-1 =
3-3 =	2-2 =	3-1 =	3-2 =
4-2 =	2-0 =	3-2 =	5-2 =
5-2 =	5-3 =	3-1 =	4-1 =
1-0 =	2-2 =	5-1 =	3-2 =

My Score: _____

20

Name:


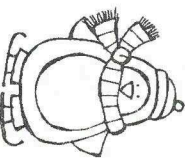

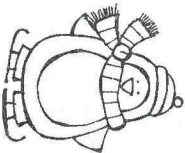
Burrowing Into Mathematicians!



$1+0=$	$0+3=$	$0+4=$	$1+1=$
$3+2=$	$4+0=$	$5+0=$	$1+2=$
$4+1=$	$3+1=$	$1+3=$	$2+2=$
$2+1=$	$0+2=$	$3+0=$	$1+4=$
$2+0=$	$2+3=$	$0+1=$	$0+5=$

Name:


Waddling Into Addition!



$1+1=$	$1+2=$	$2+2=$	$1+4=$
$2+0=$	$0+4=$	$5+0=$	$1+3=$
$3+0=$	$2+3=$	$0+3=$	$4+0=$
$3+1=$	$0+2=$	$0+1=$	$1+0=$
$3+2=$	$4+1=$	$2+1=$	$0+5=$

Number Fluency

Read the number as fast as you can.
See how many you can get in a minute.



19 10 9 1 3 20 5 16 4 7

9 2 12 4 0 13 16 18 9 10

8 2 14 15 20 8 1 6 11 13

6 15 12 9 10 0 5 6 4 8

7 10 15 4 6 3 6 12 11 20

2 0 9 14 12 9 20 1 0 2

19 17 13 2 1 15 2 18 1 20

20 5 13 14 12 11 10 20 0 15